

Unit Merchandise:
Barangan
Promosi 2026



Seksyen Kami



Nadia Anwar Ali

Ketua Seksyen

Seksyen Pengurusan

Pelanggan

Samb. 1671



Noor Syazwani

Eksekutif

Seksyen Pengurusan

Pelanggan

Samb. 1678



Syed Farhan

Eksekutif

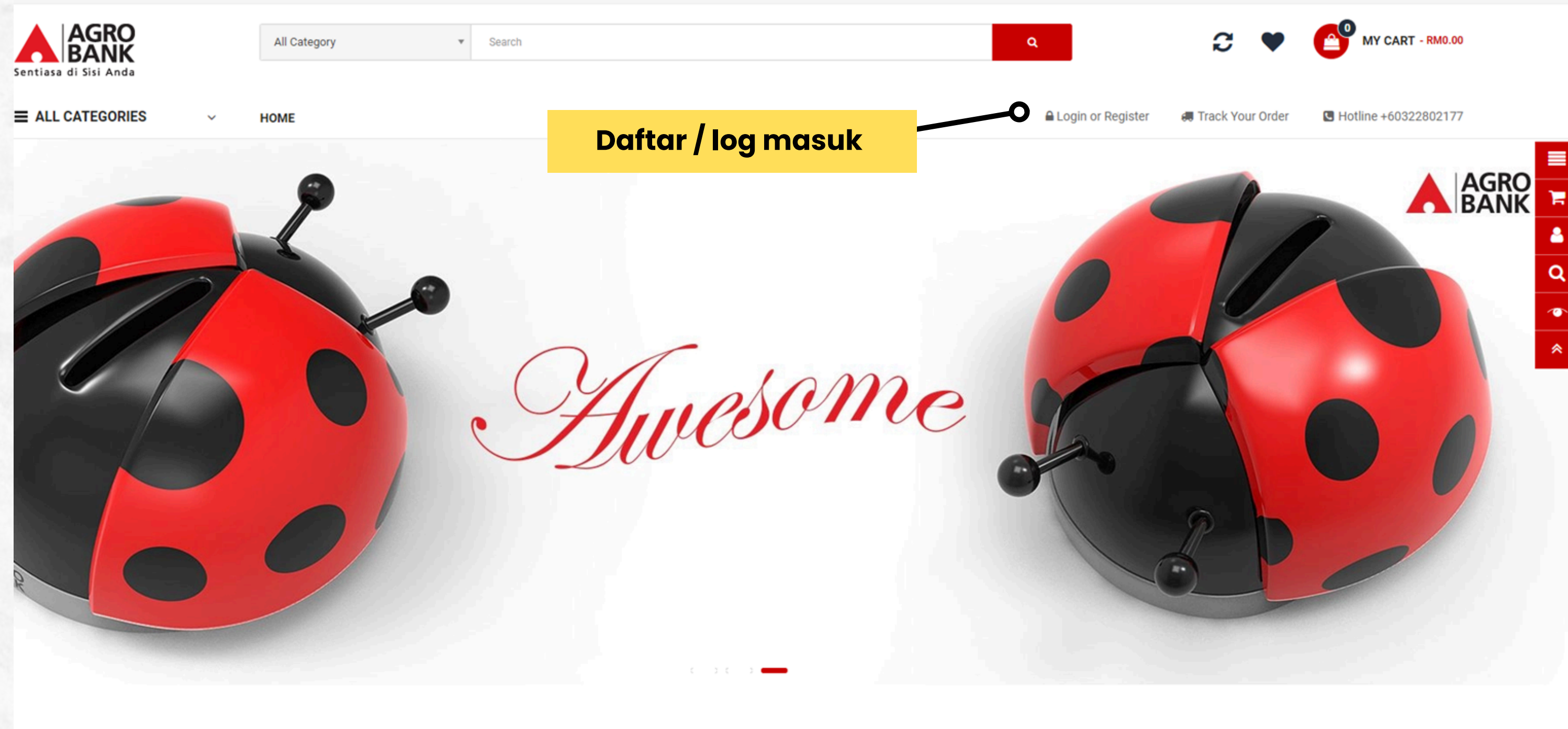
Seksyen Pengurusan

Pelanggan

Samb. 1664

Pendaftaran Akaun

Akaun Utama (Pengurus) & Akaun Sub (Eksekutif)



Akaun Utama - **Pengurus**

☰ ALL CATEGORIES HOME [Login or Register](#) [Track](#)

🏠 > Account > Register

Register Account

If you already have an account with us, please login at the login page.

Your Personal Details

First Name	<input type="text"/>
Last Name	<input type="text"/>
E-Mail	<input type="text"/>
Telephone	<input type="text"/>
Branch Code	<input type="text"/>

Your Password

Password	<input type="password"/>
Password Confirm	<input type="password"/>

Newsletter

Subscribe Yes No

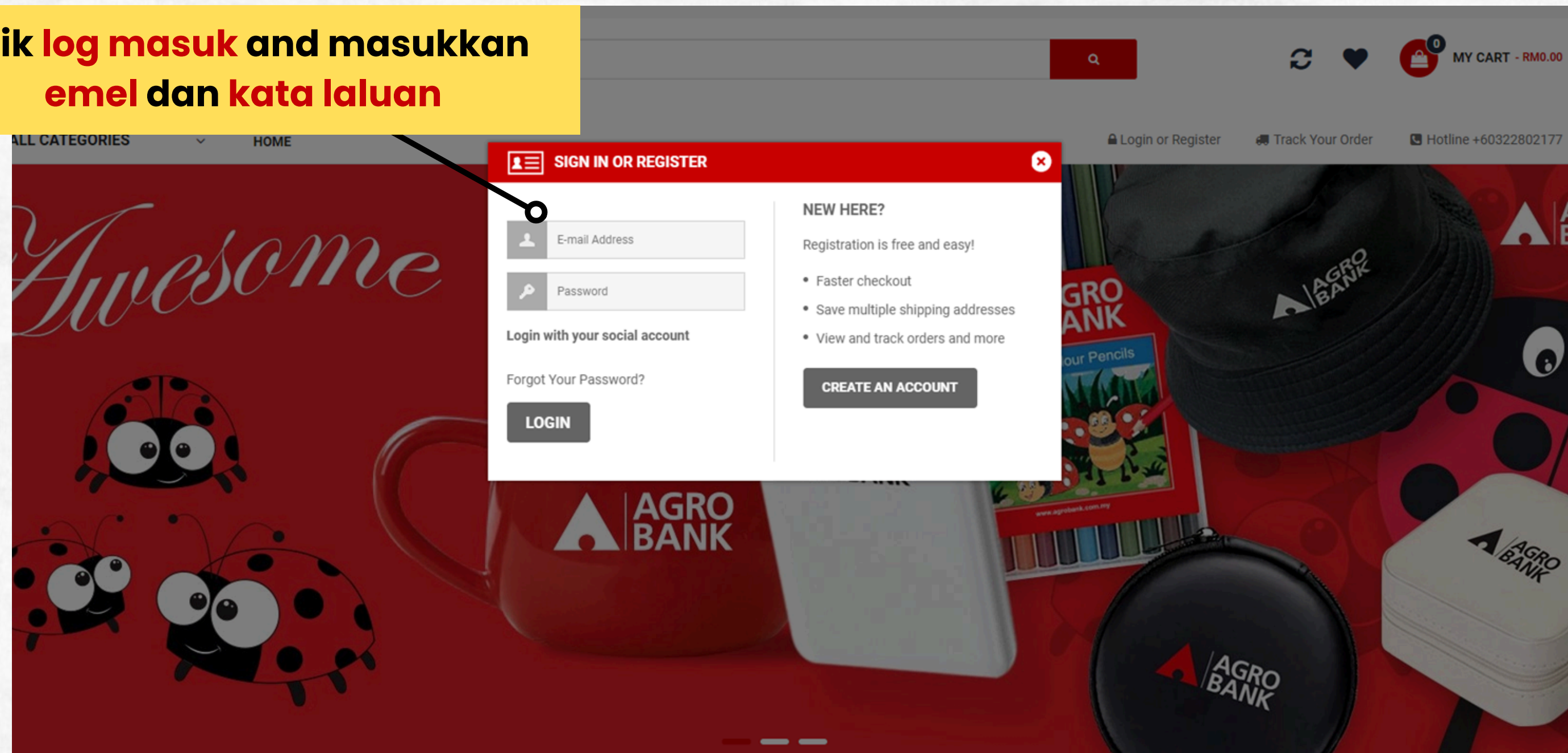
Isi maklumat peribadi

Sila gunakan emel pejabat & nombor telefon (HP)

Akaun Sub - Staf

Akaun akan dibuka oleh Pengurus

Klik **log masuk** and masukkan **emel dan kata laluan**



Akaun Sub - Staf

Akaun akan dibuka oleh Pengurus



The screenshot shows the 'Account' menu in the Agribank mobile app. The menu is organized into several sections: 'My Account', 'My Orders', 'My Affiliate Account', and 'Newsletter'. The 'My Account' section contains options like 'Edit your account information', 'Change your password', 'Modify your address book entries', and 'Modify your wish list'. The 'My Orders' section includes 'View your order history', 'Downloads', 'Your Reward Points', 'View your return requests', 'Your Transactions', and 'Recurring payments'. The 'My Affiliate Account' section has 'Register for an affiliate account'. The 'Newsletter' section has 'Subscribe / unsubscribe to newsletter'. On the right side, there is a vertical list of menu items: 'My Account', 'Edit Account', 'Password', 'Address Book', 'Wish List', 'Order History', 'Downloads', 'Recurring payments', 'Reward Points', 'Returns', 'Transactions', 'Newsletter', and 'Sub Account'. The 'Sub Account' item is circled in red, and a yellow callout box with a black arrow points to it.

Setelah log masuk, pergi ke menu di sebelah kanan dan pilih **Akaun Sub.**

Akaun Sub - Staf

Akaun akan dibuka oleh Pengurus



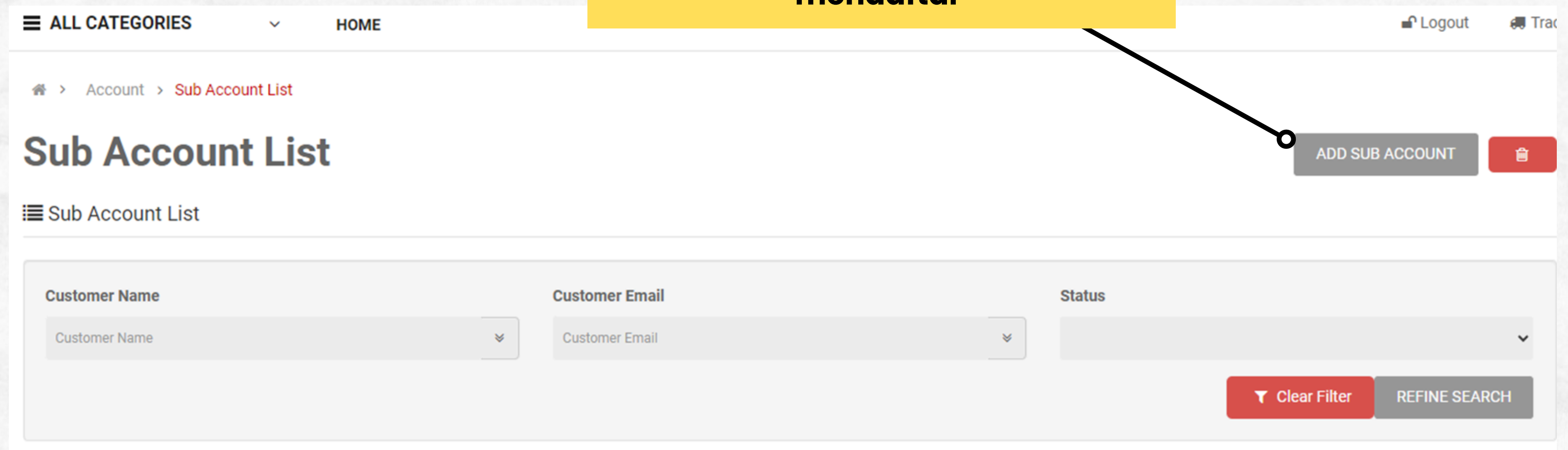
The screenshot displays the user interface of the Agribank website. At the top, there is a navigation bar with 'ALL CATEGORIES' and 'HOME' on the left, and 'Logout', 'Track Your Order', and 'Hotline +60322802177' on the right. The main content area is divided into several sections: 'Edit your account information' (with sub-items: Change your password, Modify your address book entries, Modify your wish list), 'My Orders' (with sub-items: View your order history, Downloads, Your Reward Points, View your return requests, Your Transactions, Recurring payments), 'My Affiliate Account' (with sub-item: Register for an affiliate account), and 'Newsletter' (with sub-item: Subscribe / unsubscribe to newsletter). On the right side, there is a vertical menu titled 'My Account' containing the following items: Edit Account, Password, Address Book, Wish List, Order History, Downloads, Recurring payments, Reward Points, Returns, Transactions, Newsletter, Sub Account, Sub Account List, Cart Approval, Wish List, Order List, and Logout. A yellow callout box with the text 'Untuk mendaftar, klik pada Senarai Akaun Sub' is positioned in the center, with a black arrow pointing to the 'Sub Account List' item in the menu, which is circled in red.

Untuk mendaftar, klik pada **Senarai Akaun Sub**

Akaun Sub - Staf

Akaun akan dibuka oleh Pengurus

Klik pada **Tambah Akaun Sub** untuk mendaftar



ALL CATEGORIES HOME Logout Track

Account > Sub Account List

Sub Account List

Sub Account List

Customer Name Customer Email Status

Customer Name Customer Email

Clear Filter REFINE SEARCH

ADD SUB ACCOUNT

Akaun Sub - Staf

Akaun akan dibuka oleh Pengurus

Add Sub Account Personal Details

First Name	First Name
Last Name	Last Name
E-Mail	E-Mail
Telephone	Telephone
Branch Code	Branch Code
Fax	Fax

Add Sub Account Address

Company	Company
Address 1	Address 1
Address 2	Address 2
City	City
Post Code	59200
Country	Malaysia
Region / State	Kuala Lumpur

Allowed Permission

Isi maklumat peribadi staf

Sila masukkan alamat Cawangan atau HQ - berserta tingkat dan jabatan

Akaun Sub - Staf

Akaun akan dibuka oleh Pengurus

Allowed Permission

Allowed Permission

- Cart Approval Required
- Can Merge Own Cart to Main Cart
- Can Place Order
- Force Usage Main Account Address
- Can View Main Wishlist
- Can Add to Main Wishlist
- Can View Main Account Order List

Select All Deselect All

Add Sub Account Password

Password Password

Password Confirm Password Confirm

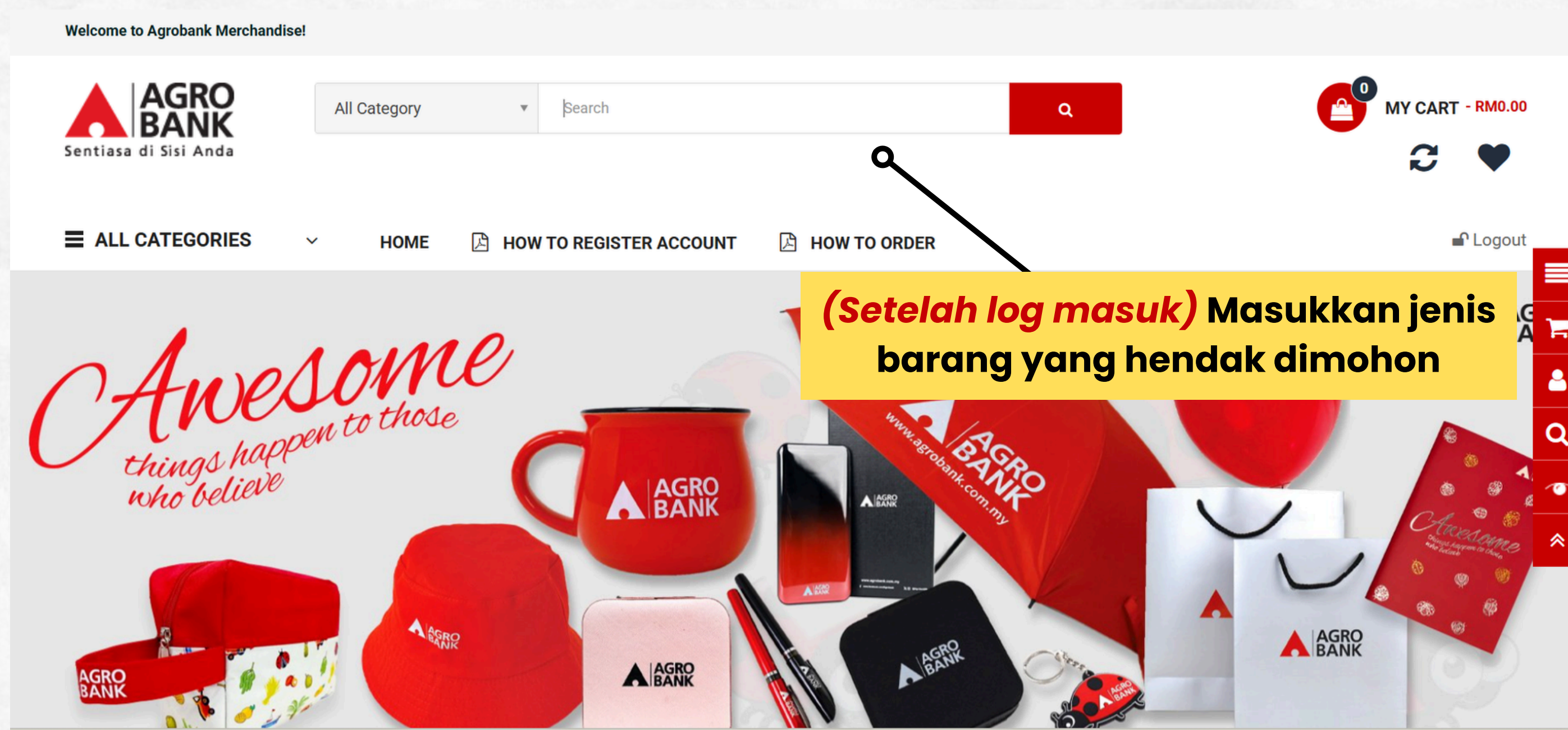
CONTINUE

Klik Pilih Semua untuk memberi kebenaran


Isikan kata laluan dan klik teruskan


Langkah Membuat Pesanan


Permohonan akan dibuat oleh Akaun Sub - Langkah Pertama (1)









Welcome to Agrobank Merchandise!

 Sentiasa di Sisi Anda

All Category 

 **MY CART - RM0.00**

 ALL CATEGORIES  [HOME](#)  [HOW TO REGISTER ACCOUNT](#)  [HOW TO ORDER](#) [Logout](#)

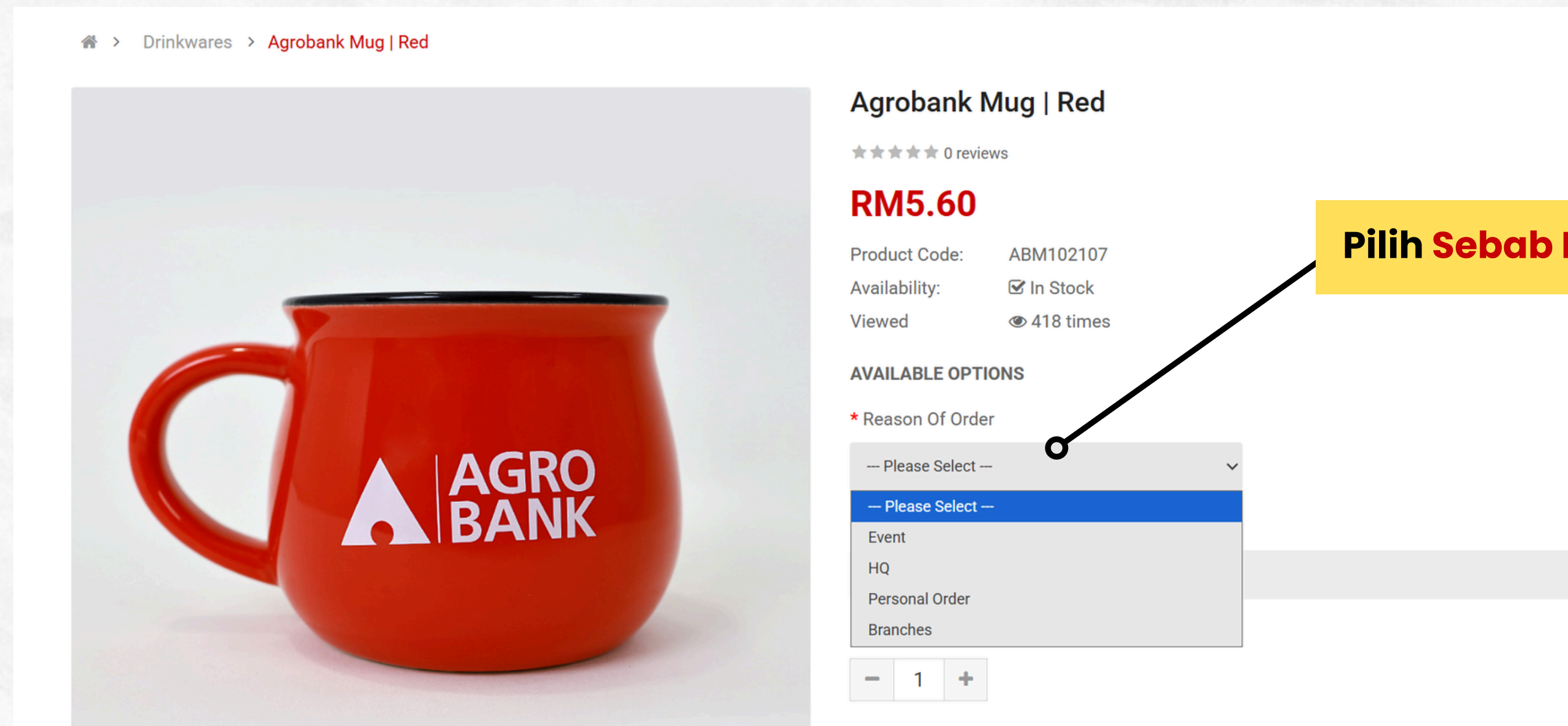
Awesome things happen to those who believe

(Setelah log masuk) Masukkan jenis barang yang hendak dimohon

The screenshot displays the Agrobank Merchandise website interface. At the top, there is a navigation bar with the Agrobank logo and tagline 'Sentiasa di Sisi Anda'. A search bar is present with a dropdown menu set to 'All Category' and a search button. On the right, there is a shopping cart icon showing 'MY CART - RM0.00', a refresh icon, and a heart icon. Below the navigation bar, there are links for 'ALL CATEGORIES', 'HOME', 'HOW TO REGISTER ACCOUNT', and 'HOW TO ORDER', along with a 'Logout' button. The main content area features a promotional banner with the text 'Awesome things happen to those who believe' and a collection of Agrobank merchandise including a red mug, a red cap, a pink wallet, a black wallet, a red umbrella, a white shopping bag, and a red card. A yellow callout box with a black border and a pointer to the search bar contains the text '(Setelah log masuk) Masukkan jenis barang yang hendak dimohon'.

Langkah Membuat Pesanan

Permohonan akan dibuat oleh Akaun Sub - Langkah Kedua (2)



🏠 > Drinkwares > Agrobank Mug | Red

Agrobank Mug | Red

★★★★★ 0 reviews

RM5.60

Product Code: ABM102107
Availability: In Stock
Viewed 418 times

AVAILABLE OPTIONS

* Reason Of Order

-- Please Select --

-- Please Select --

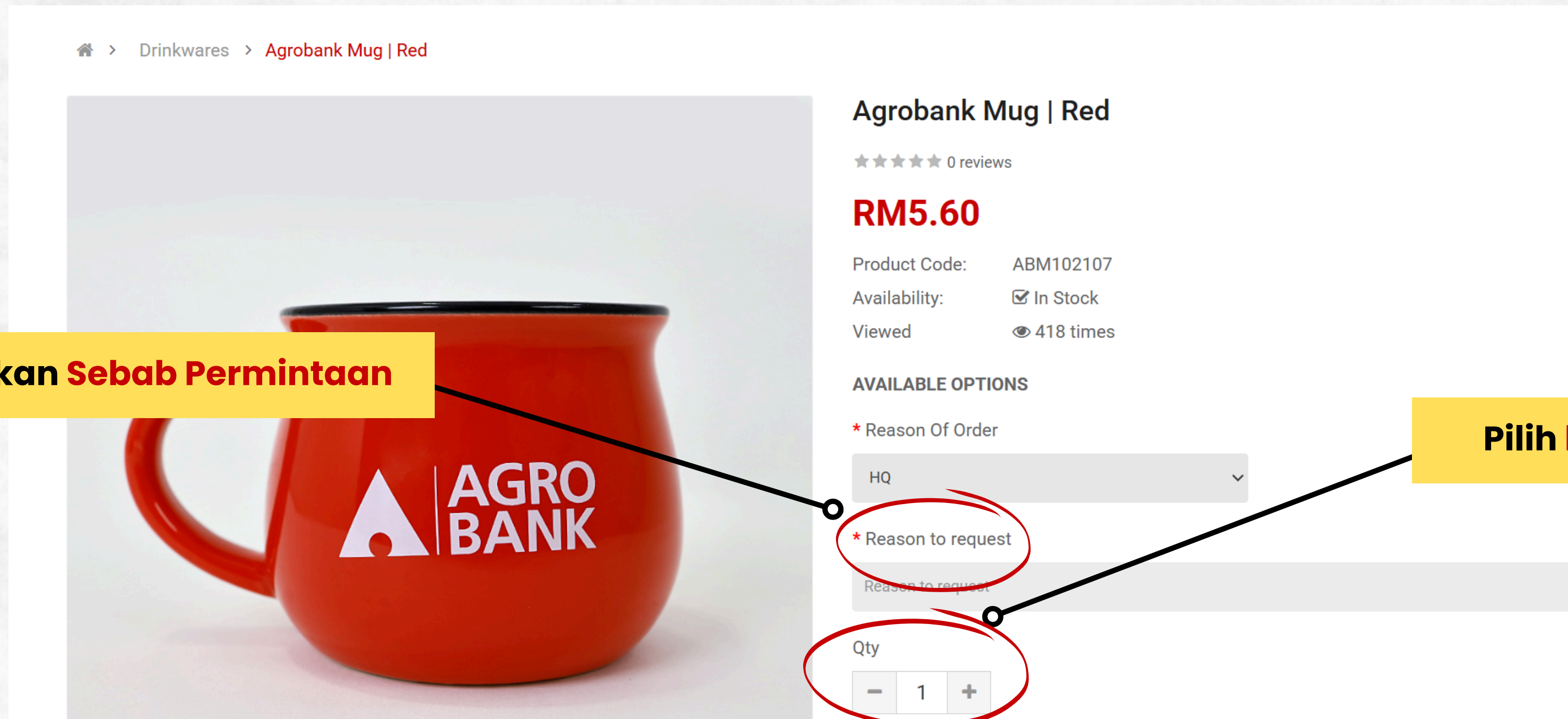
Event
HQ
Personal Order
Branches

- 1 +

Pilih Sebab Pesanan

Langkah Membuat Pesanan

Permohonan akan dibuat oleh Akaun Sub - Langkah Ketiga (3)



The screenshot shows a product page for 'Agrobank Mug | Red'. The breadcrumb navigation is 'Home > Drinkwares > Agrobank Mug | Red'. The product name is 'Agrobank Mug | Red' with 0 reviews. The price is RM5.60. Product details include Product Code: ABM102107, Availability: In Stock, and Viewed: 418 times. Under 'AVAILABLE OPTIONS', there is a dropdown for 'Reason Of Order' set to 'HQ', a text input field for '* Reason to request', and a quantity selector for 'Qty' with a value of 1. Annotations include a yellow box 'Isikan Sebab Permintaan' pointing to the 'Reason to request' field, and another yellow box 'Pilih kuantiti' pointing to the quantity selector.

🏠 > Drinkwares > Agrobank Mug | Red

Agrobank Mug | Red

★★★★★ 0 reviews

RM5.60

Product Code: ABM102107
Availability: In Stock
Viewed: 👁 418 times

AVAILABLE OPTIONS

* Reason Of Order

HQ

* Reason to request

Qty

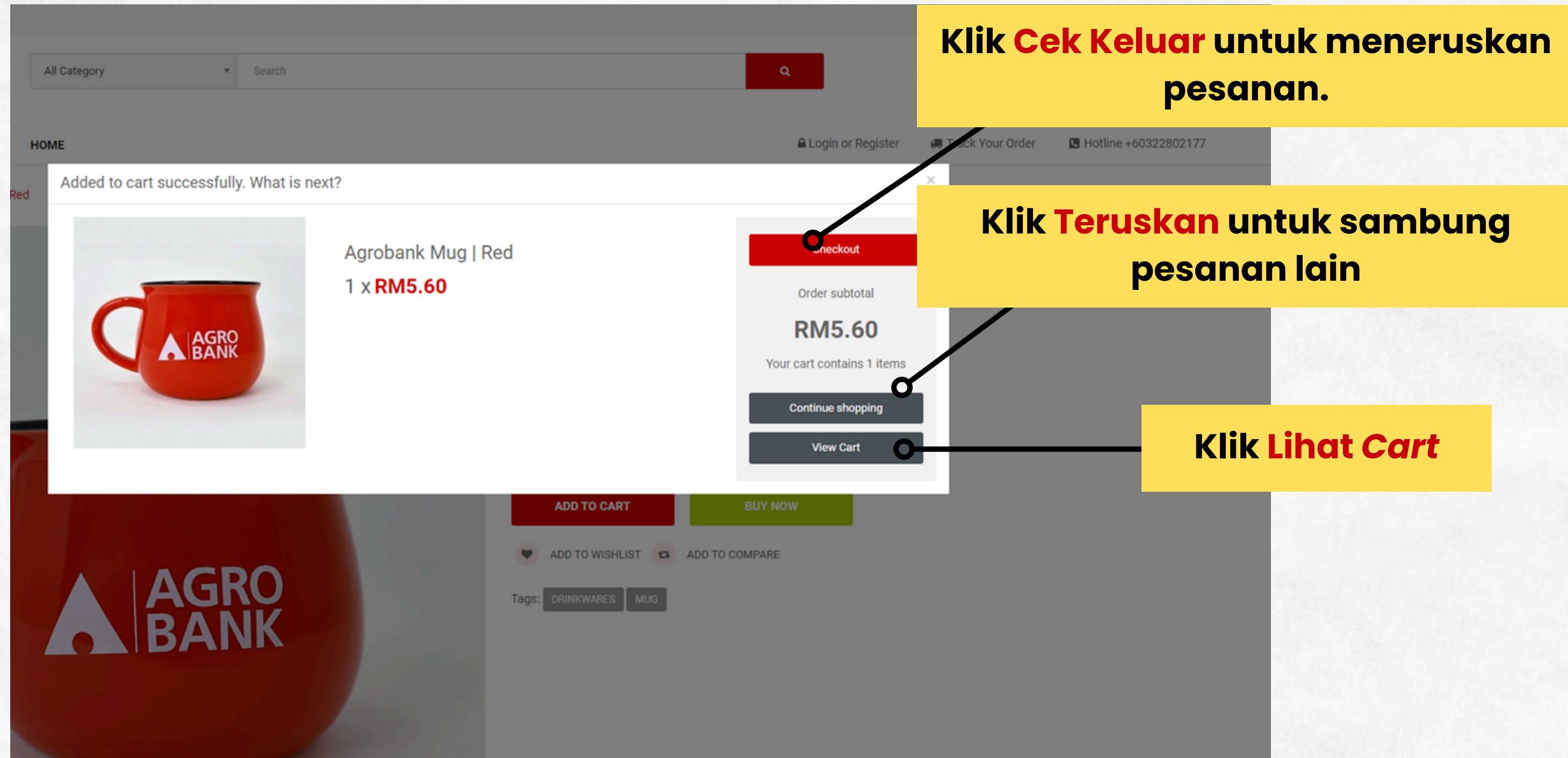
- 1 +

Isikan Sebab Permintaan

Pilih kuantiti

Langkah Membuat Pesanan

Permohonan akan dibuat oleh Akaun Sub - Langkah Keempat (4)



The screenshot displays a shopping cart overlay on the Agrobank website. The overlay contains the following information:

- Header: Added to cart successfully. What is next?
- Item: Agrobank Mug | Red, 1 x RM5.60
- Order subtotal: RM5.60
- Cart status: Your cart contains 1 items
- Buttons: Continue shopping, View Cart

Callout boxes provide instructions for the next steps:


- Klik **Cek Keluar** untuk meneruskan pesanan.** (Click **Check Out** to continue the order.)
- Klik **Teruskan** untuk sambung pesanan lain** (Click **Continue** to continue with other orders.)
- Klik **Lihat Cart**** (Click **View Cart**)


Background elements include a search bar, navigation menu (HOME, Login or Register, Track Your Order, Hotline +60322802177), and product details for the Agrobank Mug (ADD TO CART, BUY NOW, ADD TO WISHLIST, ADD TO COMPARE, Tags: DRINKWARES, MUG).




Langkah Membuat Pesanan

Permohonan akan dibuat oleh Akaun Sub - Langkah Keempat (5)


Welcome to Agrobank Merchandise!

 **AGRO
BANK**
Sentiasa di Sisi Anda




All Category 

   **MY CART - RM5.60**

ALL CATEGORIES

 > Shopping Cart

Shopping Cart (0.00kg)

Image	Product Name	Model	Quantity	Unit Price	Total
	Agrobank Mug Red	ABM102107	1  	RM5.60	RM5.60

What would you like to do next?

Choose if you have a discount code or reward points you want to use or would like to estimate your delivery cost.

Use Coupon Code

Use Gift Certificate

Sub-Total:	RM5.60
Total:	RM5.60


Di halaman **Paparan Pesanan, benarkan suntingan kuantiti sebelum pembayaran.**

Klik **Cek Keluar untuk pergi ke halaman pembayaran.**

Langkah Membuat Pesanan

Permohonan akan dibuat oleh Akaun Sub - Langkah Keempat (6)

Welcome to Agrobank Merchandise!



Sentiasa di Sisi Anda

All Category

MY CART - RM5.60

Logout Track Your Order Hotline +60322802177

ALL CATEGORIES HOME

Shopping Cart > Checkout

Checkout

Klik Minta Kelulusan Troli untuk dihantar ke akaun utama.

You need to request for the cart approval before Placing the Order

Request for Cart Approval

ADMINISTRATOR <p>This website is operated by MH GLOBAL SDN BHD (651248-U) (MHGSB). MHGSB is the approved and official merchandise vendor for AgroBank All logos, trademarks, and brands are property of their respective owner.</p>	INFORMATION <ul style="list-style-type: none">Delivery InformationPrivate PolicyTerms & Conditions	CUSTOMER SERVICES <ul style="list-style-type: none">Contact UsSite Map
--	---	--

MH Global Sdn Bhd © 2024 All Rights Reserved

Langkah Membuat Pesanan

Kelulusan akan dibuat oleh Akaun Sub - Langkah Keempat (7)



Account management options:

- Edit your account information
- Change your password
- Modify your address book entries
- Modify your wish list

My Orders

- View your order history
- Downloads
- Your Reward Points
- View your return requests
- Your Transactions
- Recurring payments

My Affiliate Account

- Register for an affiliate account

Newsletter

- Subscribe / unsubscribe to newsletter

Account management menu:

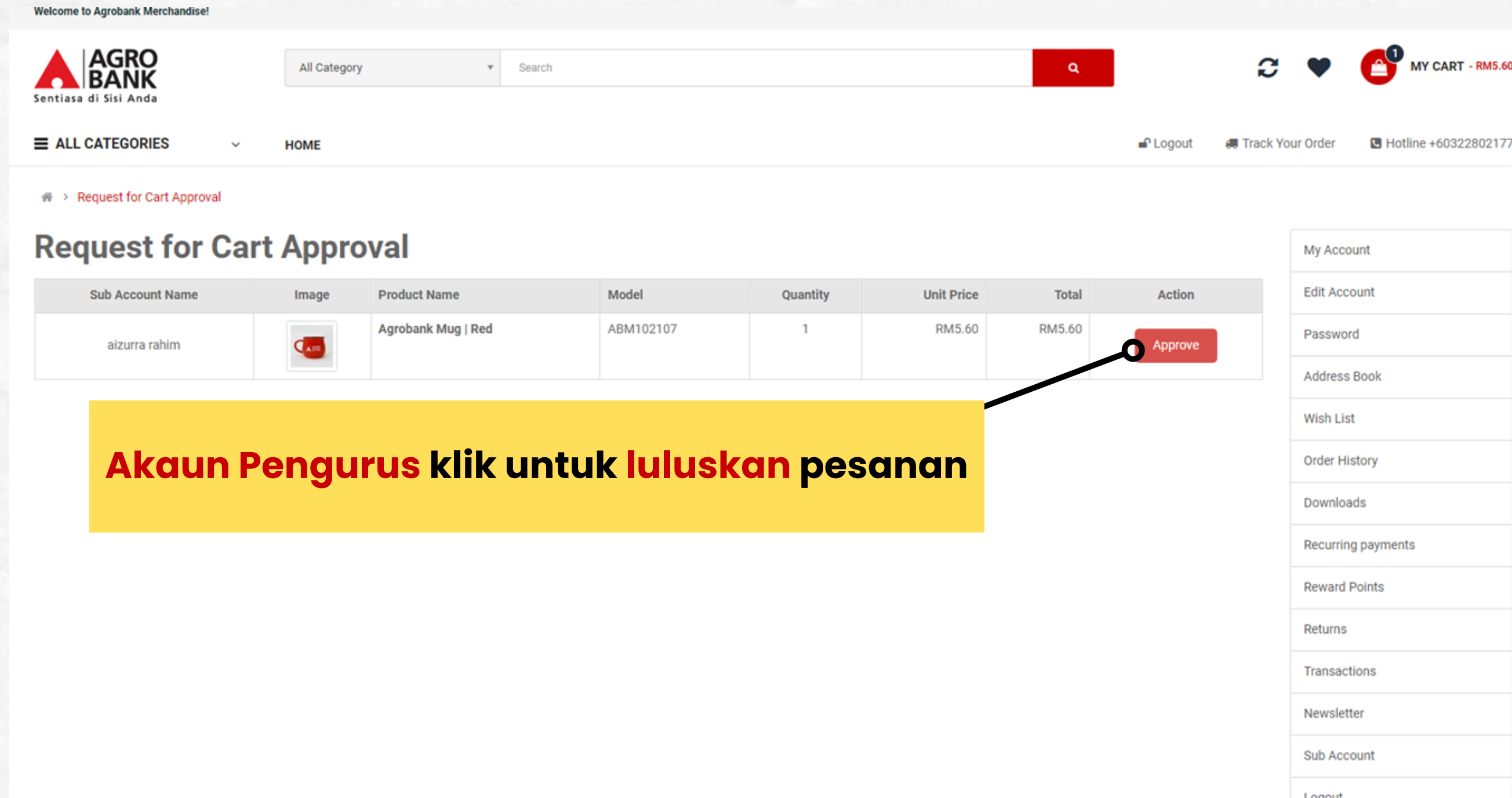
- Edit Account
- Password
- Address Book
- Wish List
- Order History
- Returns
- Transactions
- Newsletter
- Sub Account
- Sub Account List
- Cart Approval**
- Wish List
- Order List
- Logout

Akaun Pengurus perlu meluluskan pesanan akaun sub.


Langkah Membuat Pesanan

Kelulusan akan dibuat oleh Akaun Sub - Langkah Keempat (8)

Welcome to Agrobank Merchandise!



Request for Cart Approval

Sub Account Name	Image	Product Name	Model	Quantity	Unit Price	Total	Action
aizurra rahim		Agrobank Mug Red	ABM102107	1	RM5.60	RM5.60	Approve

Akaun Pengurus klik untuk luluskan pesanan

MY CART - RM5.60

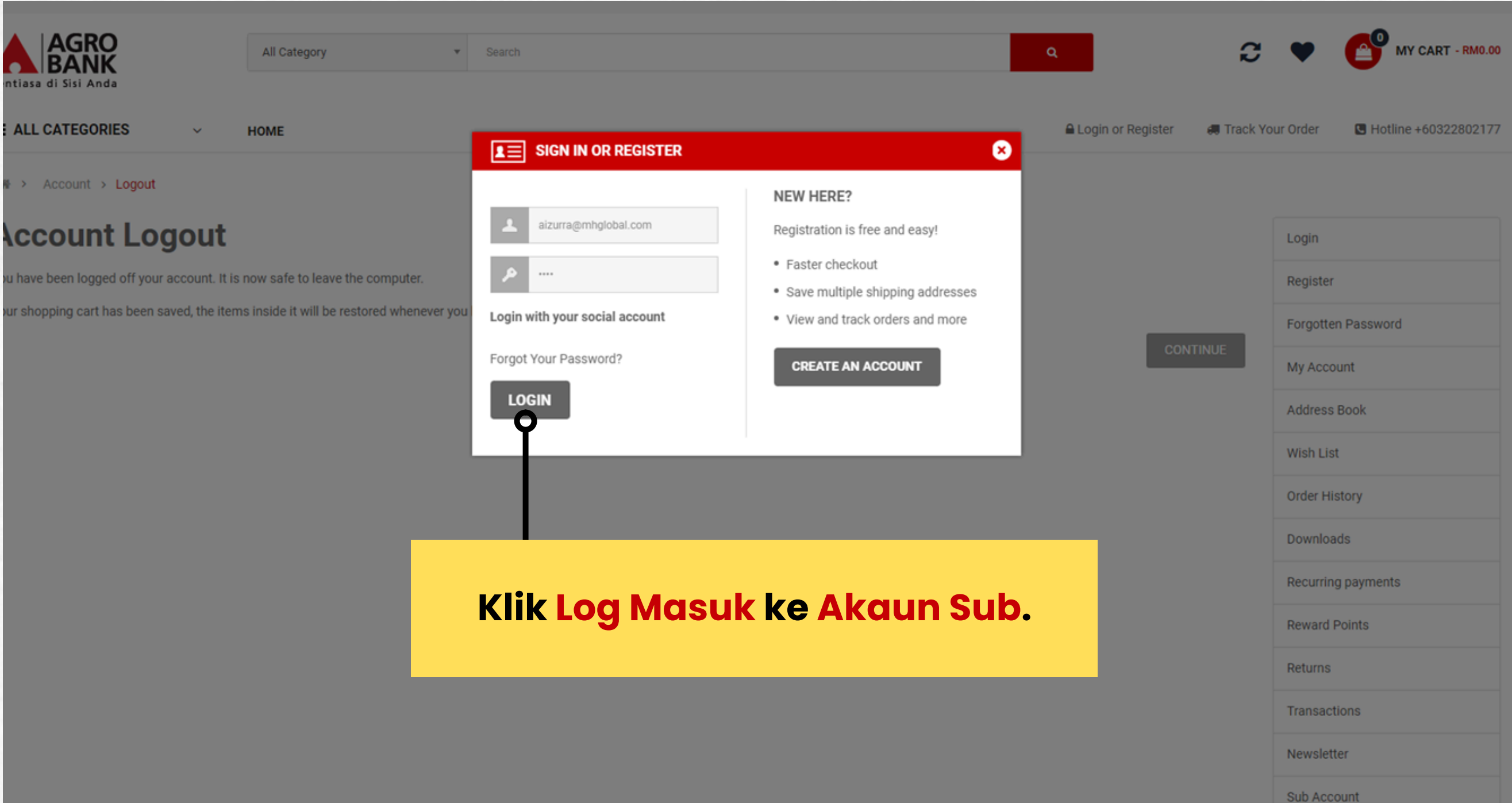
Logout Track Your Order Hotline +60322802177

Request for Cart Approval

- My Account
- Edit Account
- Password
- Address Book
- Wish List
- Order History
- Downloads
- Recurring payments
- Reward Points
- Returns
- Transactions
- Newsletter
- Sub Account
- Logout

Langkah Membuat Pesanan

“Check-out” akan dibuat oleh Akaun Sub – Langkah Kesepuluh (9)



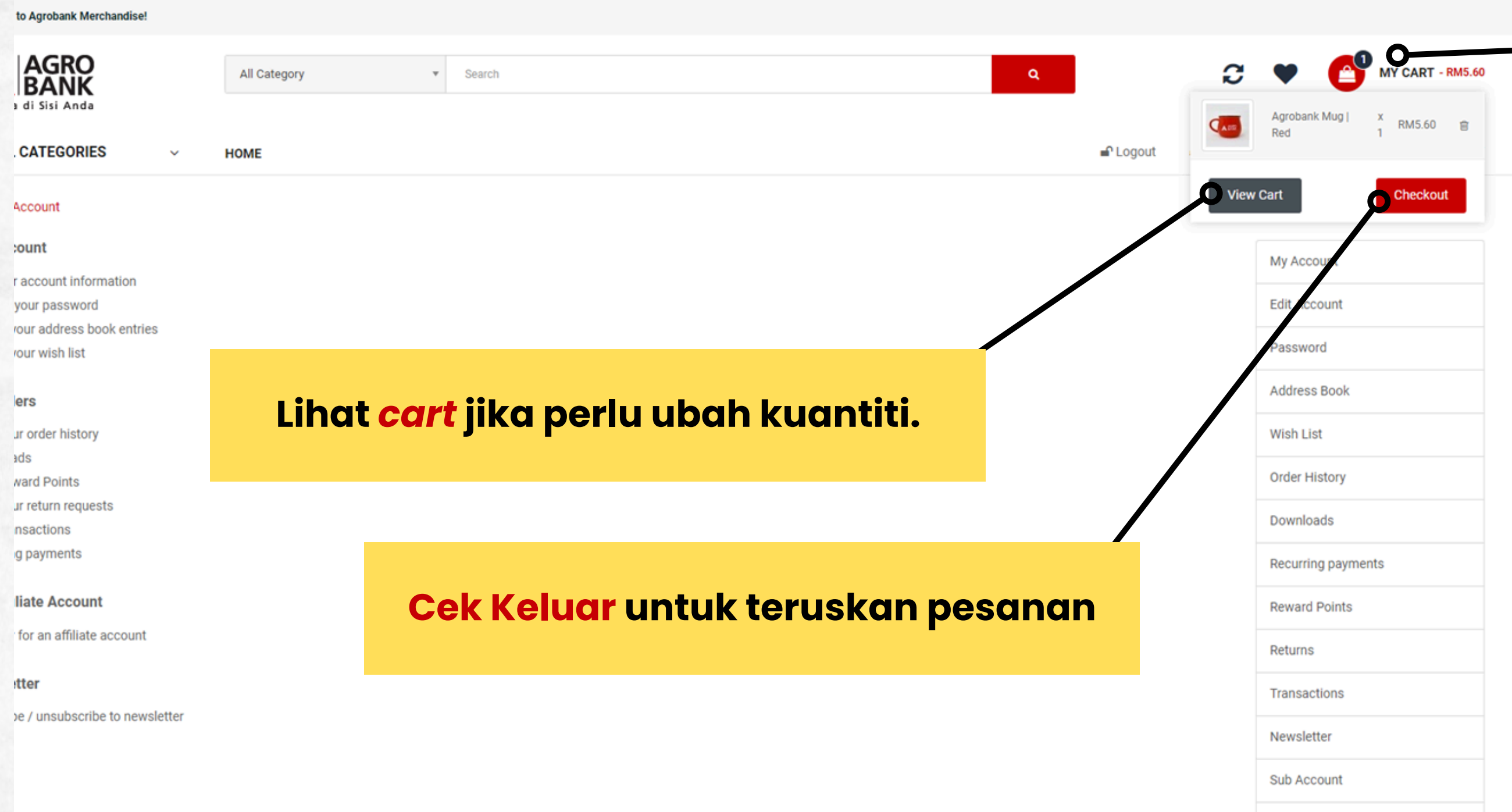
The screenshot shows the AGRO BANK website interface. At the top, there is a navigation bar with the AGRO BANK logo, a search bar, and a cart icon showing 'MY CART - RM0.00'. Below the navigation bar, there is a 'SIGN IN OR REGISTER' modal window. The modal has a red header and contains the following elements:

- A red header with the text 'SIGN IN OR REGISTER' and a close button.
- Input fields for email (containing 'aizurra@mhglobal.com') and password (containing '....').
- A 'LOGIN' button.
- A 'CREATE AN ACCOUNT' button.
- A section titled 'NEW HERE?' with the text 'Registration is free and easy!' and a list of benefits:
 - Faster checkout
 - Save multiple shipping addresses
 - View and track orders and more
- A 'CONTINUE' button in the background.

A yellow callout box with a black border and a pointer to the 'LOGIN' button contains the text: **Klik Log Masuk ke Akaun Sub.**

Langkah Membuat Pesanan

“Check-out” akan dibuat oleh Akaun Sub – Langkah Kesepuluh (10)



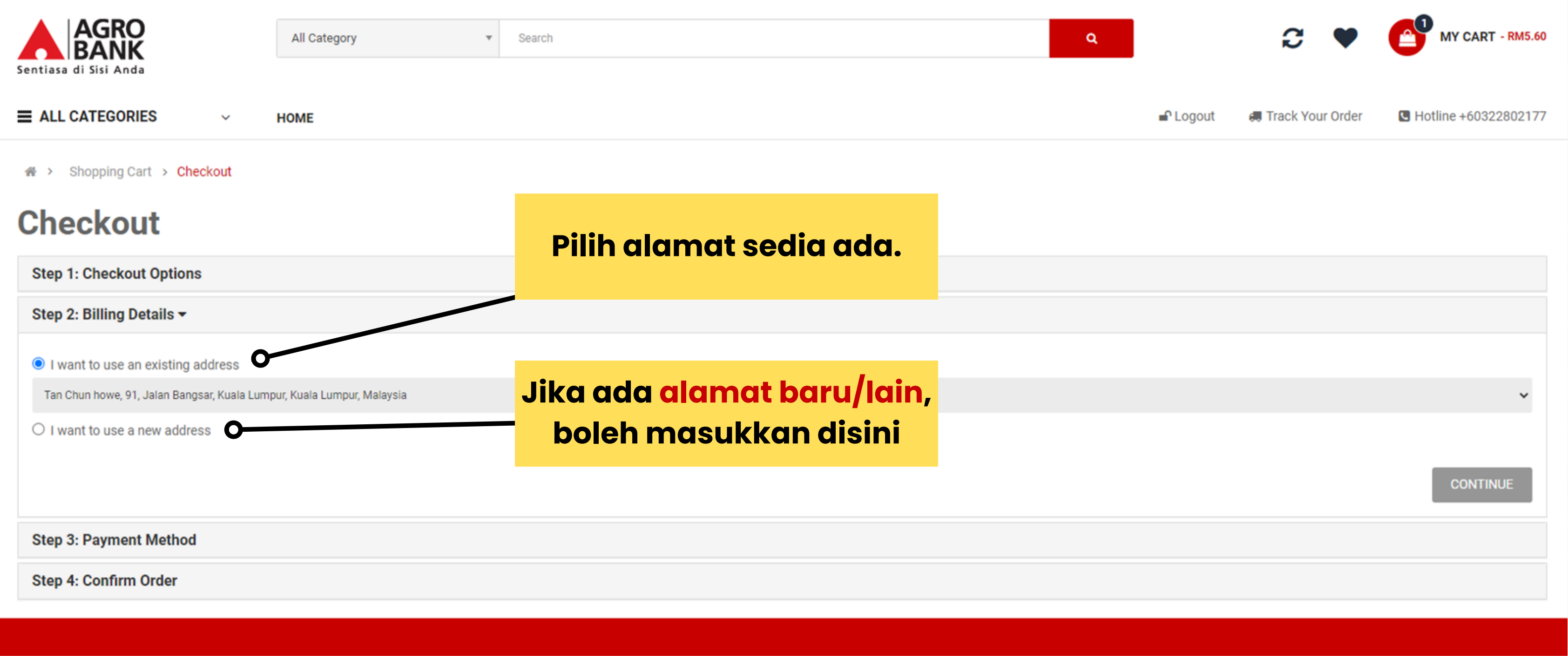
Pergi ke **Cart**

Lihat **cart** jika perlu ubah kuantiti.

Cek **Keluar** untuk teruskan pesanan

Langkah Membuat Pesanan

“Check-out” akan dibuat oleh Akaun Sub - Langkah Kesebelas (11)



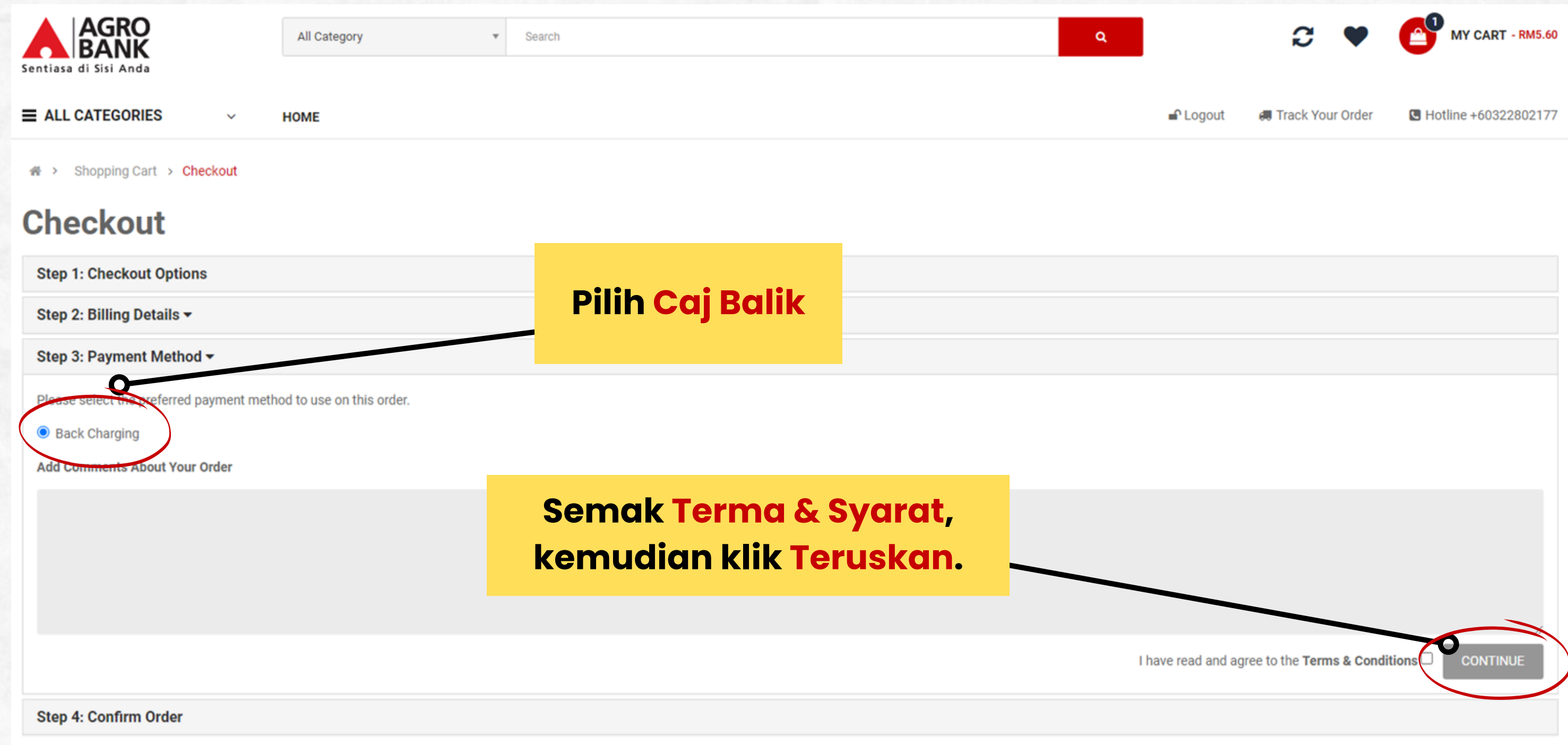
The screenshot shows the AGRO BANK checkout process. The top navigation bar includes the AGRO BANK logo, a category dropdown menu set to 'All Category', a search bar, and a shopping cart icon with a '1' notification and 'MY CART - RM5.60'. Below the navigation bar, there are links for 'ALL CATEGORIES', 'HOME', 'Logout', 'Track Your Order', and 'Hotline +60322802177'. The main content area is titled 'Checkout' and shows a progress bar with four steps: 'Step 1: Checkout Options', 'Step 2: Billing Details', 'Step 3: Payment Method', and 'Step 4: Confirm Order'. The 'Step 2: Billing Details' section is active and contains two radio button options: 'I want to use an existing address' (selected) and 'I want to use a new address'. A dropdown menu below the selected option shows the address 'Tan Chun howe, 91, Jalan Bangsar, Kuala Lumpur, Kuala Lumpur, Malaysia'. A 'CONTINUE' button is located at the bottom right of the form. Two yellow callout boxes with black text and arrows point to the address selection options.

Pilih alamat sedia ada.

Jika ada alamat baru/lain, boleh masukkan disini

Langkah Membuat Pesanan

“Check-out” akan dibuat oleh Akaun Sub - Langkah Kedua Belas (12)



The screenshot shows the AGRO BANK checkout process. At the top, there is a navigation bar with the AGRO BANK logo, a search bar, and a cart icon showing 'MY CART - RM5.60'. Below the navigation bar, there are links for 'ALL CATEGORIES', 'HOME', 'Logout', 'Track Your Order', and 'Hotline +60322802177'. The main content area is titled 'Checkout' and shows a progress bar with four steps: 'Step 1: Checkout Options', 'Step 2: Billing Details', 'Step 3: Payment Method', and 'Step 4: Confirm Order'. Under 'Step 3: Payment Method', there is a radio button selected for 'Back Charging'. Below this, there is a section for 'Add Comments About Your Order' and a 'CONTINUE' button. Annotations include a yellow box pointing to 'Back Charging' with the text 'Pilih Caj Balik' and another yellow box pointing to the 'CONTINUE' button with the text 'Semak Terma & Syarat, kemudian klik Teruskan.'.

Pilih Caj Balik

Semak Terma & Syarat, kemudian klik Teruskan.

Step 1: Checkout Options

Step 2: Billing Details

Step 3: Payment Method

Please select the preferred payment method to use on this order.

Back Charging

Add Comments About Your Order

I have read and agree to the Terms & Conditions

CONTINUE

Step 4: Confirm Order

Langkah Membuat Pesanan

“Check-out” akan dibuat oleh Akaun Sub – Langkah Ketiga Belas (13)

☰ ALL CATEGORIES HOME Logout Track Your Order Hotline +60322802177

🏠 > Shopping Cart > Checkout

Checkout

Step 1: Checkout Options

Step 2: Billing Details ▾

Step 3: Payment Method ▾

Step 4: Confirm Order ▾

Product Name	Model	Quantity	Unit Price	Total
Agrobank Mug Red	ABM102107	1	RM5.60	RM5.60
			Sub-Total:	RM5.60
			Total:	RM5.60

Klik Sahkan Pesanan

Back Charging Confirmation

Please ensure the delivery address & quantity order detail is correct

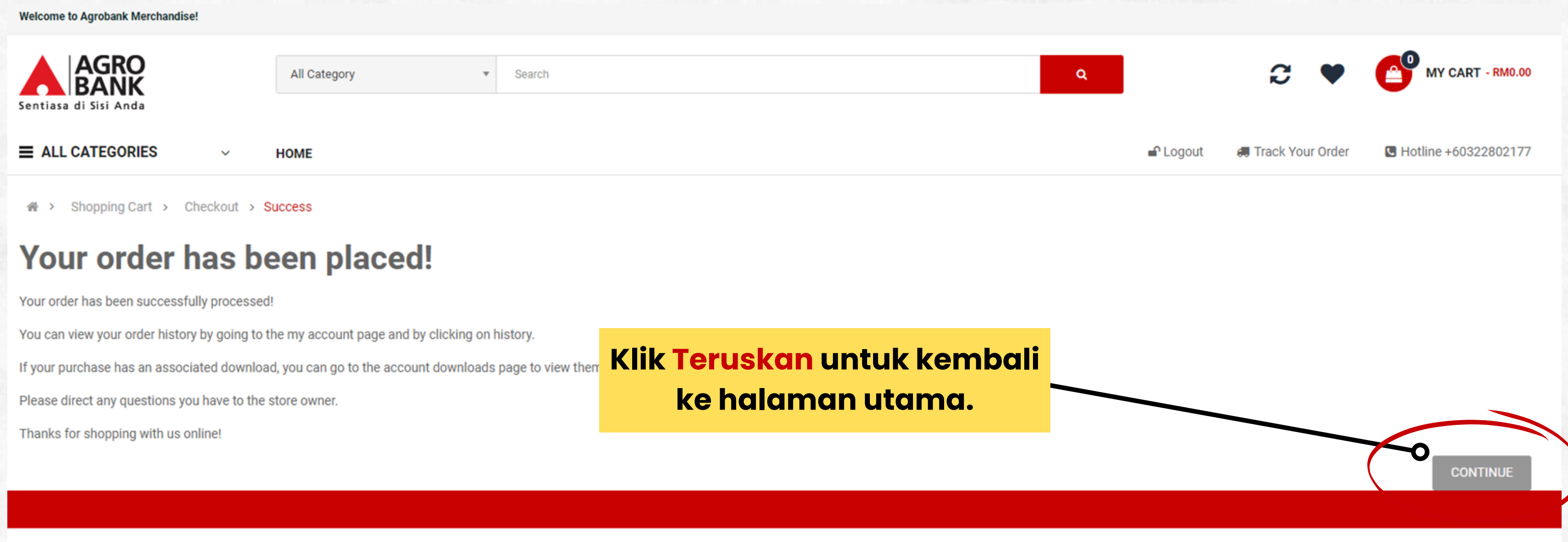
Your order will be process accordingly.

CONFIRM ORDER

Langkah Membuat Pesanan

“Check-out” akan dibuat oleh Akaun Sub – Langkah Keempat Belas (14)

Welcome to Agrobank Merchandise!



AGRO BANK
Sentiasa di Sisi Anda

All Category Search

MY CART - RM0.00

Logout Track Your Order Hotline +60322802177

Shopping Cart > Checkout > Success

Your order has been placed!

Your order has been successfully processed!

You can view your order history by going to the my account page and by clicking on history.

If your purchase has an associated download, you can go to the account downloads page to view them.

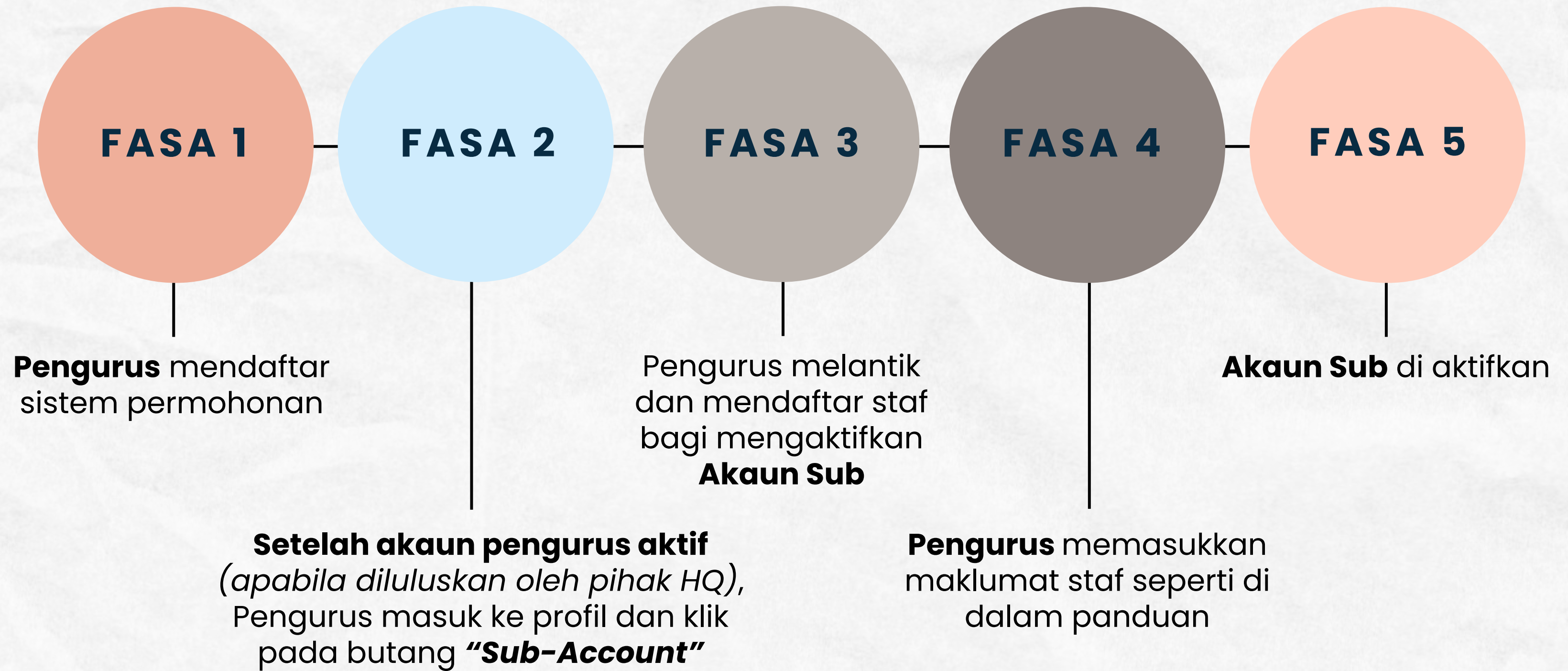
Please direct any questions you have to the store owner.

Thanks for shopping with us online!

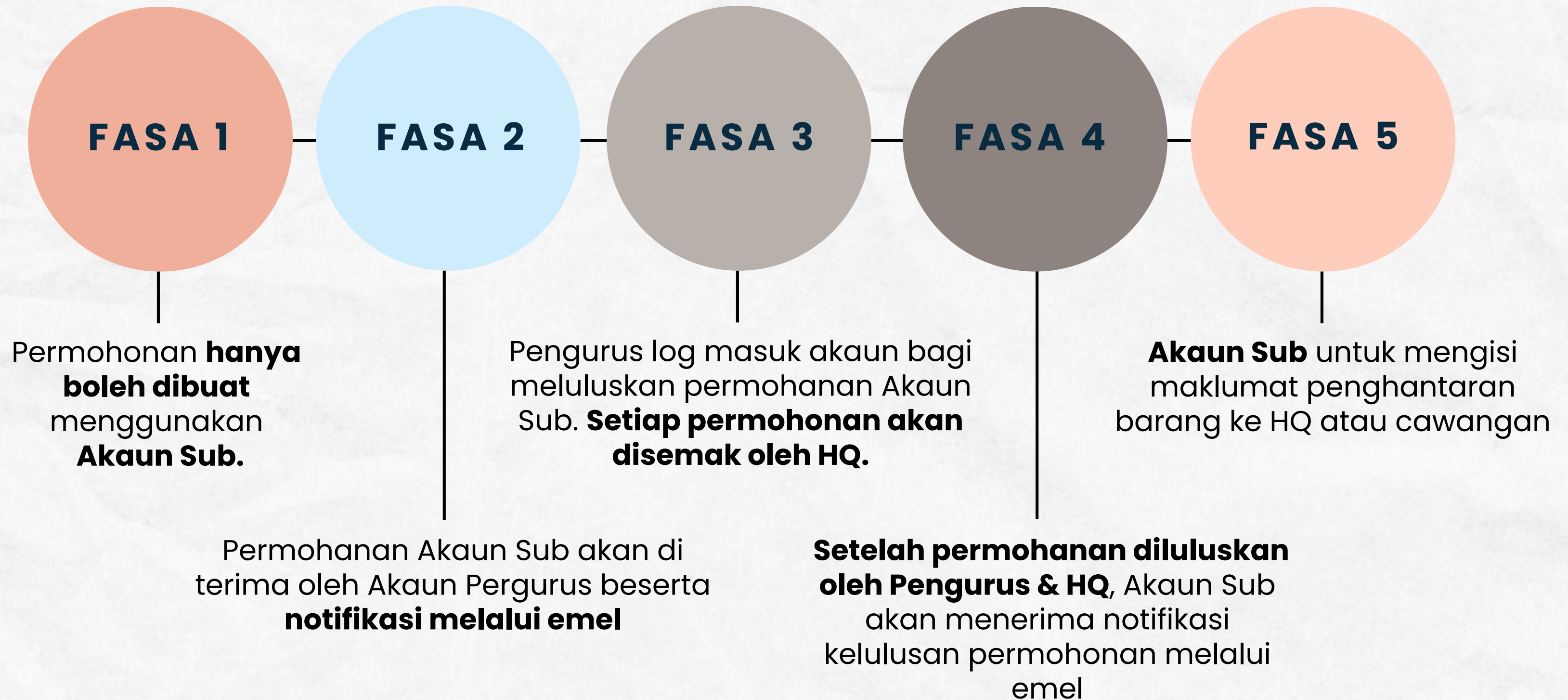
Klik Teruskan untuk kembali ke halaman utama.

CONTINUE

Aliran Proses **Pendaftaran Sistem**



Aliran Proses **Permohonan Barang**



Terima
kasih